

3A


BASIC EDUCATION



Ministry of Education
Sultanate of Oman



Skills Book



Ministry of Education
Sultanate of Oman
2012-2013

THE ENGLISH LANGUAGE COURSE FOR THE
SULTANATE OF OMAN

Skills Book

Grade 3A

Basic Education



MINISTRY OF EDUCATION
SULTANATE OF OMAN
2014–2015



H. M. QABOOS BIN SAID, SULTAN OF OMAN

Dear Children,

Welcome to Grade 3 of your English course.

I hope you will enjoy learning English this year.

Your textbooks are important. Please look after your Class Book and your Skills Book and please show them to your mother and father every week.

Please talk to your teachers if you have a problem and they will be happy to help you.

We wish you happiness and success when you are at school under the wise leadership of His Majesty Sultan Qaboos Bin Said.

Have a great semester.

Madiha Bint Ahmed Al Shaibaniya.

Minister of Education.

Dear Children,

We hope you have fun learning English this year.

There are lots of activities in your Class Book and Skills Book. There are games, songs, stories and puzzles.

Your Class Book has got lots of pictures with reading and speaking activities. There are also some cut-out pages. You will use these to make masks and some game cards.

At the back of your Skills Book, there are pages where you can practise your handwriting. There is a letter at the back of your Skills Book. Please show the letter to your mum and dad so they can help you with your homework.

We hope you like learning English this semester.


The Writers.



My name is _____

My teacher is _____

I'm in class _____




The Alphabet


Write the alphabet letters in small letters .



a



b



c



d




e



f



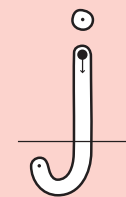
g




h



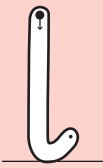
i



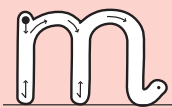
j



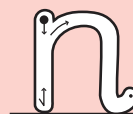
k



l



m



n



o



p



q



r



s



t



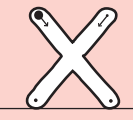
u



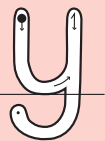
v



w



x



y



z

1 Read and write.

Give the **ph** v ti v ehphi G
 e t vt **v** p hvi vi pG
 h t vt **v** p e vi G

pehGp teG i ehth
 eievhtpe Gt he
 teGpG pehit
 eipheGphG
 iph Get
 htv eievhGp

GhGe

hGhGe

peGi h



2



Explore!

When is your birthday?

My birthday is in January.

How old is Paul?

He is 10.

When do we use question marks? **?**

When do we use full stops? **.**

When do we use capital letters? **A**

Write the questions and answers.




How old are you?

I am 8.

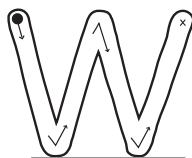
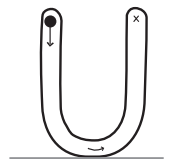
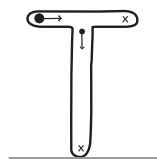
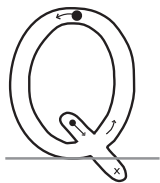
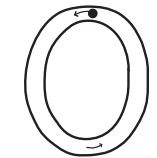
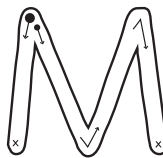
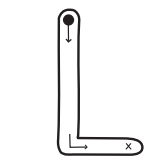
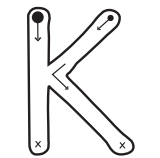
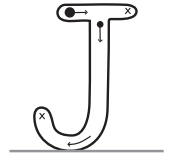
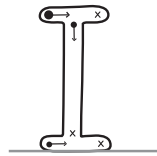
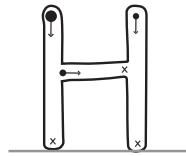
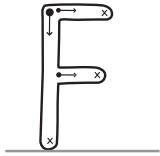
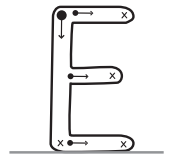
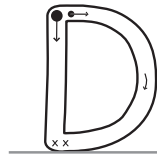
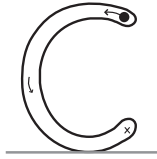

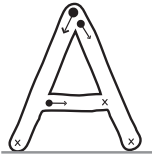






The Alphabet

Write the alphabet letters in Capital Letters



1 Play Bingo.

the and but said are to
it she he there is in
that this on have has them

Grid A

Grid B


2 Write the alphabet in small letters.

_____ f _____
_____ l _____
_____ r _____
_____ v _____

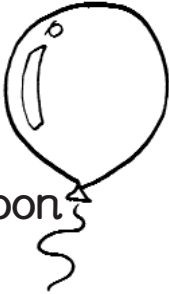
3 Write the alphabet in capital letters.

A _____
_____ J _____
_____ P _____ T _____

1 Read and write the words.



a rabbit



a balloon



a mouse



a book



a chair



a snake

1

Can it fly?

No.

Is it big?

Yes.

Is it grey?

Yes.

I think it's _____



a plane



a t-shirt

2

Is it green?

No.


Can it hop?

Yes.

Is it small?

Yes.

I think it's _____



an elephant

3

Is it very big?

No.


Is it in the classroom?

Yes.

Can I read it?

Yes.

I think it's _____



a camel



a pencil

1 Write the missing words.

Dear Noora,

Thank _____

_____ dress.

It _____ lovely.

From Hadeel.

_____ Ali,

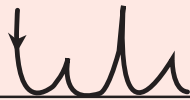
_____ you _____

_____ football.

_____ fantastic.

_____ Basil.

2 Draw the patterns.



1 Find and circle the spelling words.

- 1 are 2 balloon 3 cake 4 card 5 dear
6 from 7 is 8 the 9 this 10 you

u	c	f	x	y	o	u	c
b	a	l	l	o	o	n	e
g	k	c	f	h	t	v	a
d	e	a	r	t	h	e	r
j	q	r	o	k	i	p	e
i	s	d	m	l	s	w	b

2 Write the word.

Choose a spelling word to complete the sentence.

1. He has got a _____ and some cake.
2. She can read _____ sentence.
3. I got a birthday card _____ Mum.

Homework

am

is

and

my

1 Read and complete.

This is _____ dad.




I _____ Malak.



I can see _____ moon.



This _____ an apple.



I've got a cake _____ a card.



2 Find out and write.

My birthday is in _____.

My mum's birthday is in _____.

My dad's birthday is in _____.

My brother's birthday is in _____.

My sister's birthday is in _____.

My friend's birthday is in _____.

January

February

March

April

May

June

July

August

September

October

November

December

1

Read and write the numbers.

0

0 0

1

1 1

2

2 2

3

3 3

4

4 4

5

5 5

6

6 6

7

7 7

8

8 8

9

9 9

10

10 10

2

Write the numbers.

a. 41 _____ 43 _____ 47 _____

b. 99 _____ 101 _____ 105 _____

c. _____ 599 600 601 602 _____

UNIT 2

1 Read and write the words.

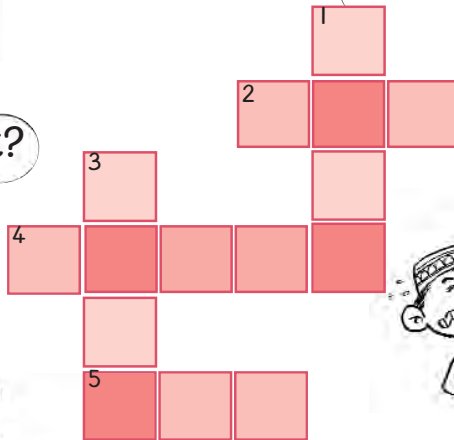


Can I have 1 _____ cheese please?

2 _____ much is it?



3 _____ is it?



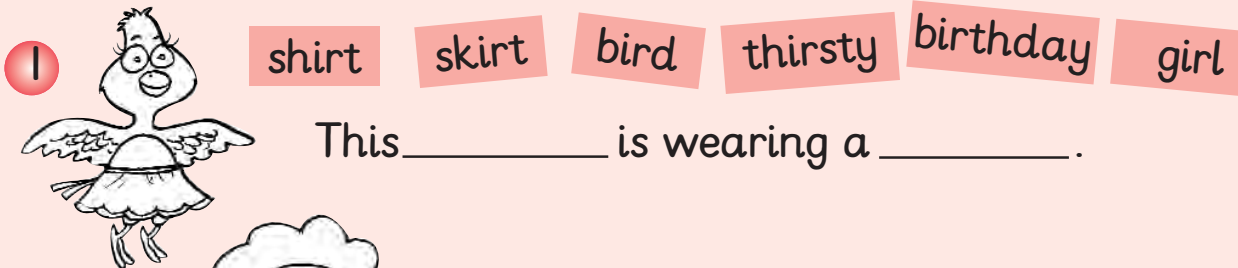
4 _____ is the clinic?



I go to school in 5 _____ morning.

the - What - How - some - Where

1 Write words with **ir** sound.



1

shirt

skirt

bird

thirsty

birthday

girl

This _____ is wearing a _____.

2



This _____ is very _____.

3



I've got a _____ for my _____

1 Join the letters.

a c d e h i
k l m n q t
u



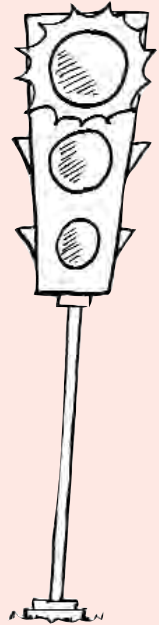
mimi

enen


uaua

eaea


acac




2 Write the words.



car



mice



men



mum



My mum is in a nice car.

1



Explore!

When do we use

I he she it you we they ?



2

Write the missing words.



_____ am eating jelly.

_____ is eating jelly.



_____ are playing football.

_____ are playing football.



Look at that spider.

_____ is very big.



1 Write the words in order.

1 a is She wearing dress blue .

2 wearing What Sami ? is

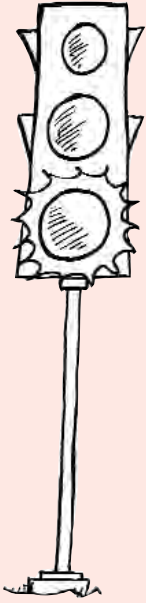
3 like trousers red . I my

2 Write about the fox.



1 Join the letters.

a c d e h i
k l m n q t
u



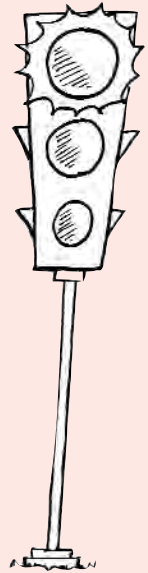
ntnt

eded

lala

hlhl


ququ




2 Write the words.



hand



cat



chicken



cake



The chicken is eating a cake.

1 Find and circle the spelling words.

1. bird 2. girl 3. how 4. my 5. name
6. shirt 7. skirt 8. thirsty 9. who 10. your

d	b	g	n	a	m	e	s
t	h	i	r	s	t	y	q
b	i	r	d	h	j	o	u
t	e	l	x	i	m	u	h
w	h	o	g	r	y	r	o
s	k	i	r	t	e	a	w

2 Write the word.

Choose a spelling word to complete the sentence with spelling word.

1. The girl is wearing a pink _____ .
2. _____ much is this shirt?
3. What is _____ name?

Homework

1 Write the words.

skirt

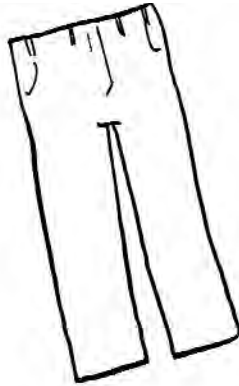

trousers

sandals

trainers

hat

t-shirt



2 Write the missing numbers.

a 2 4 _____ 8 _____ 12 _____ _____ 18

b 20 40 _____ _____ _____ 120 _____ _____

c 50 _____ 150 _____ _____ 300 _____

d 30 60 _____ 120 _____ _____ _____


3 Write the words in order.

1 wearing is Who blue a skirt ?

2 ? is it What colour

3 . brown has He got eyes

4 Write the sentences.



This is a little duck.



The cat is under the chair.



I like eating dates.

UNIT 3

1 Join the letters.

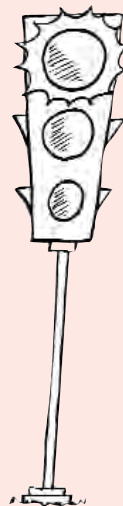


oooo

rrrr

wowo

rvrvr




2 Write the words.




v / - -




v / /



v -



- v



/ v / - v / v / v / / woooooiv

Look at the queue and answer the questions.



d s d d ϕ i _____
 d s d d d d ϕ i _____
 d d d ϕ d ϕ i _____
 d s d d ϕ i _____
 d _____

2 Write words with er sounds.



spid _____



pi d _____



i ϕ _____



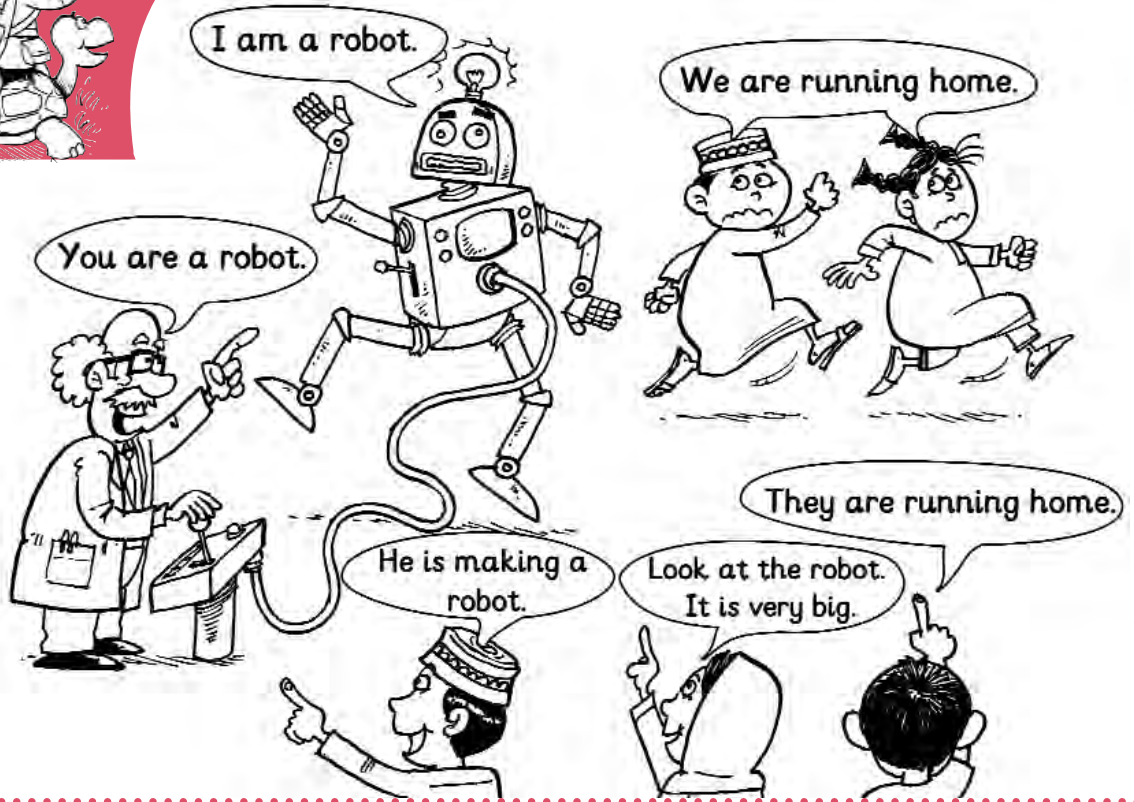
pdi s _____

i pd sd sdi psi d


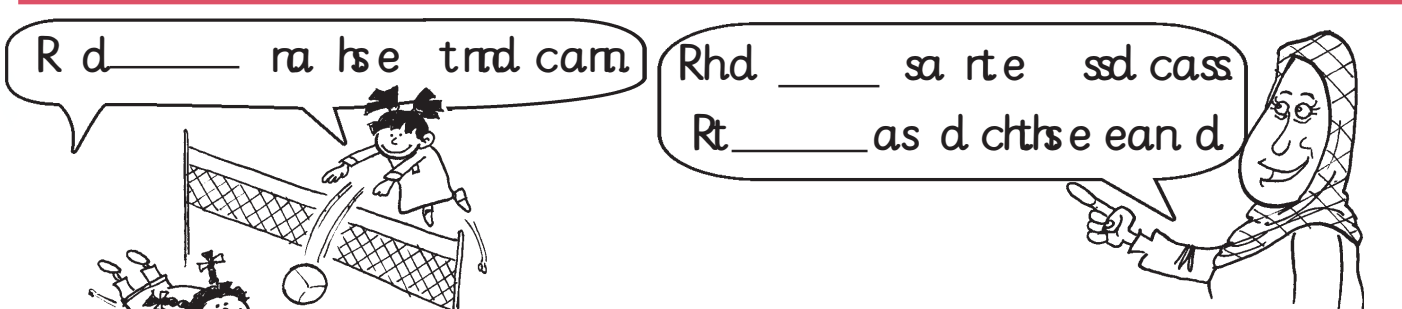
Explore! Read the sentences.

cad Re s a nha

R



2 Write.



Choose one character and write.



Buthaina



Bhi uttan

h nB i B Bt nu B a

aB

haB

h ai uBhat

t uhB an

Bhai i

i atBnu

i Bahri

hBaa


i Bahn

tBnahit

nBi aBhn

1

Explore!



s t a a f

t a a a fa s

f ts a af satf t as f

f t as a at satf ts f

2

Compare and write.

1




ftsa

tasf

saf

2



tfssa

fs ta

fas

3



fast

astf

aff

1 Join the letters.

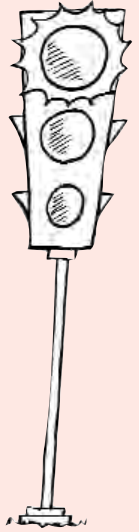


o l o l


v d v d

w o w o w o

o r o r o



2 Write the words.




v v v v



v -



v - v



v - - -



. v - - - v - v - v - v - - -



. v - - v - - v - - v

1 Find and circle the spelling words.

- 1 about 2 bigger 3 brother 4 first 5 next
6 more 7 sister 8 smaller 9 teacher 10 than

s	m	a	l	l	e	r	b
e	y	b	i	g	g	e	r
b	n	j	m	o	r	e	o
t	e	a	c	h	e	r	t
h	x	f	i	r	s	t	h
a	t	a	b	o	u	t	e
n	u	s	i	s	t	e	r

2 Write the word.

Choose a spelling word to complete the sentence.

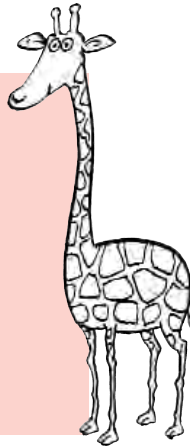
1. My _____ is first in the queue.
2. A frog is _____ than a goat.
3. His teacher is more _____ 160cm tall.

1 Guess.

1 How tall is a giraffe?

as fl Hi ægg?

er gø Hæl rf ii? ? H



2 Hs æri lwa etsesflæg?

as fr Hi gpl e?? H

et gø aHl irof? ? H



3 How tall is a palm tree?

er gø aHl rf ii? ? H

er gø aHl rf ii? ? H



4 Hot iol f gø a rial e?

et gø aHl irof?

?e Hæl? H Hæa?



2 Write the words.

am is are are is

1 Hg _____ eallgf Hilal?

2 Hl f _____ wa æi gtt eam?

3 Hrt _____ a irre gslfoe?

4 H _____ lei o f aggo?

5 Ht _____ a gwł fr i owse?

3 Write the sentences. Join the letters.

1 I like eating watermelon.

2 I swim a row with my brother.

3 I can make a kite and a model.

4 Write the words in order.

1 me is My taller than father .

2 longer than ruler my My is pencil .

3 a bigger than lion . is A cat

UNIT 4

1 Label the pictures with the **j** sound.

jeans

jelly

badge

orange

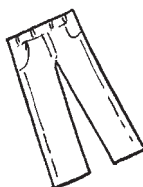
fridge

jigsaw

giraffe



2 Sort the words.



j	g	dge
<hr/> <hr/> <hr/>	<hr/> <hr/> <hr/>	<hr/> <hr/> <hr/>


1 Join the letters.

x

t

i

Finish the word first and then add the dots and strokes.



circle



tomato



axe



crocodile



A crocodile with an axe.

2



Explore!

Read the words.

Why do we add s to words?

a machine

3 machines

1 radio







some radios

There are 3 _____, 3 _____, 4 _____

and 2 _____



1 Look and tick.



2 Match the pictures.

Don't cross between parked cars.

Look and listen

Don't run across the road.

Cross on a zebra crossing.

Don't get out on this side of the car.

Put on your seat belt.

1



Explore!

Look at the picture.

Which questions have a **Yes** **No** answer?

Which questions don't have a **Yes** **No** answer?

How many carrots are there?

Where are the eggs?

What is this?

Do you like cheese?

Is there any cake?

Can I have some cheese?



2 Write some questions.



Yes.



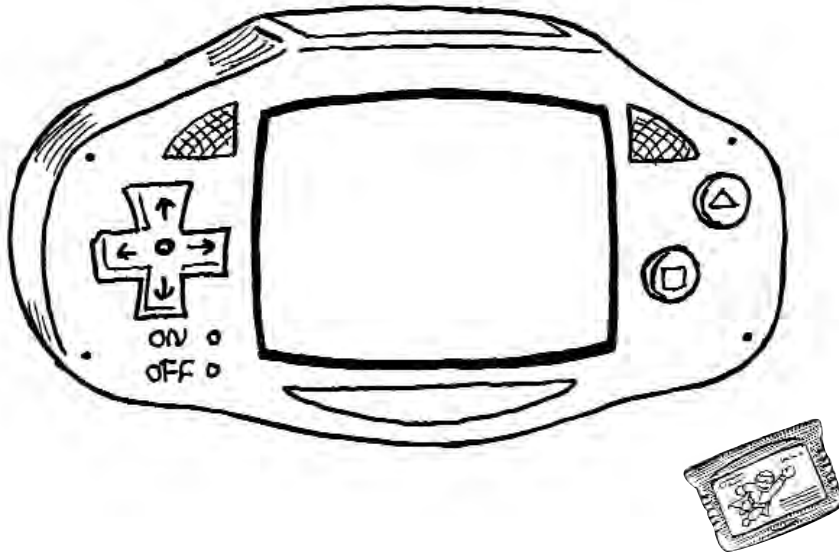
It is under your chair.

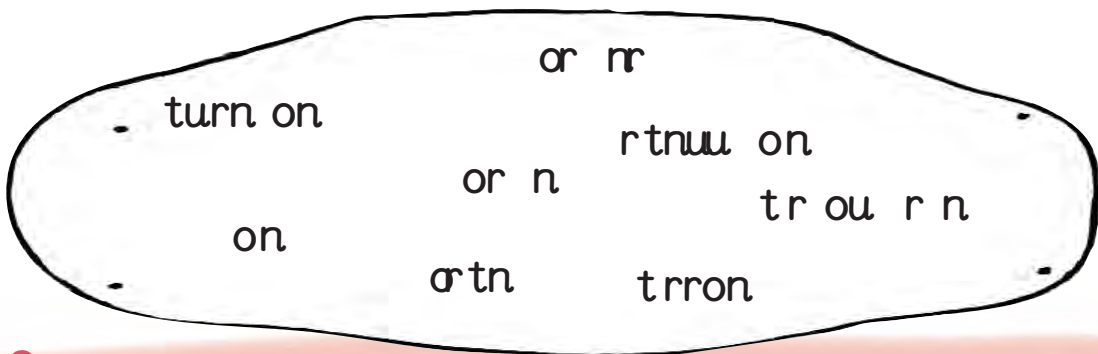


No.

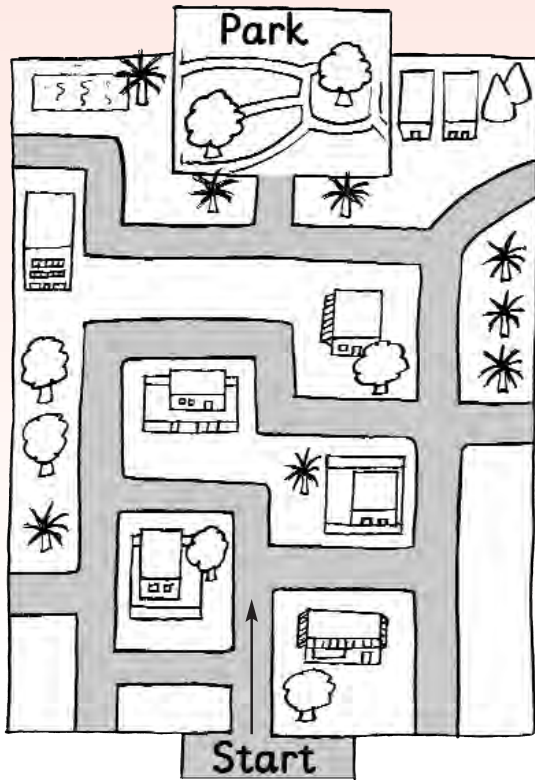


Write the instructions for the Gogame machine.





1 Write the instructions.



Go straight on.

Turn _____

right

left

straight on

2 Write the instructions.



the e tth ~~th~~ ~~eth~~ eth the

h e t _____



eht ~~ehh~~ the e ht

e hh _____



het th the eth eth eth



eth e ht the he e tth

1 Find and circle the spelling words.

- 1 don't 2 fridge 3 giraffe 4 jeans 5 jelly
6 look 7 orange 8 put 9 take 10 turn

f	o	j	e	l	l	y	u
r	r	o	m	d	o	n	t
i	a	n	t	q	o	w	a
d	n	p	u	t	k	v	k
g	g	i	r	a	f	f	e
e	e	b	n	p	c	a	r
d	i	j	e	a	n	s	h

2 Write the word.

Choose a spelling word to complete the sentence.

1. My sister can't make _____ .
2. Please _____ your hands up.
3. Don't _____ off the fridge.

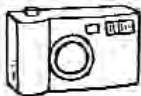
Homework

1 Write the machines in the crossword.

1



2



3



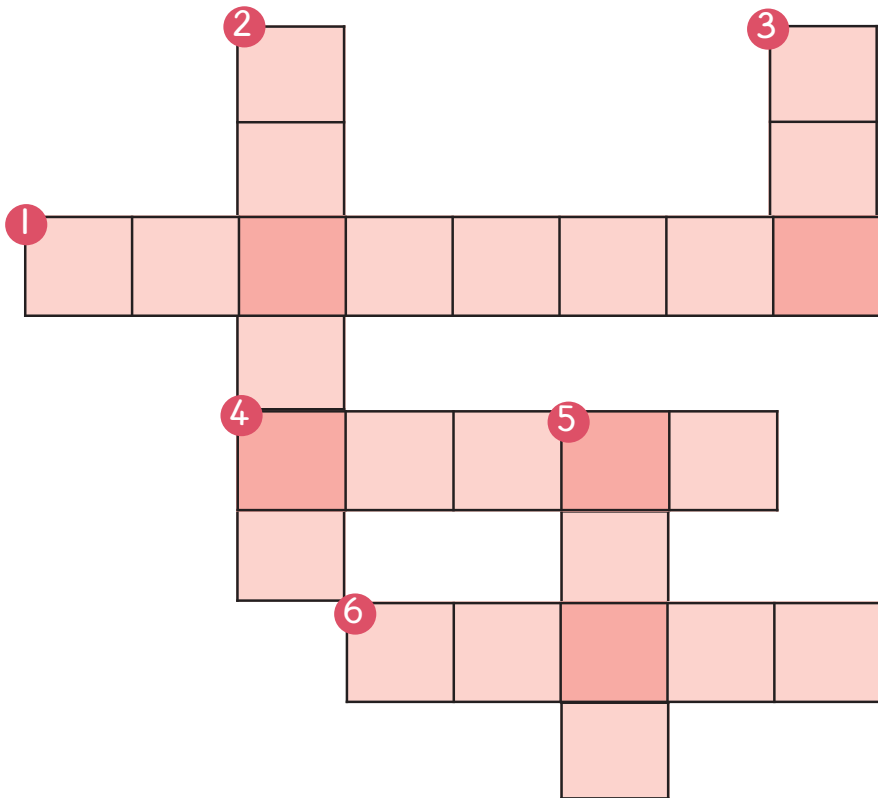
4



5



6



2 Join the words.






1 Some machines are dangerous.

2 The boys are playing volleyball.

3 The fox is eating jelly.

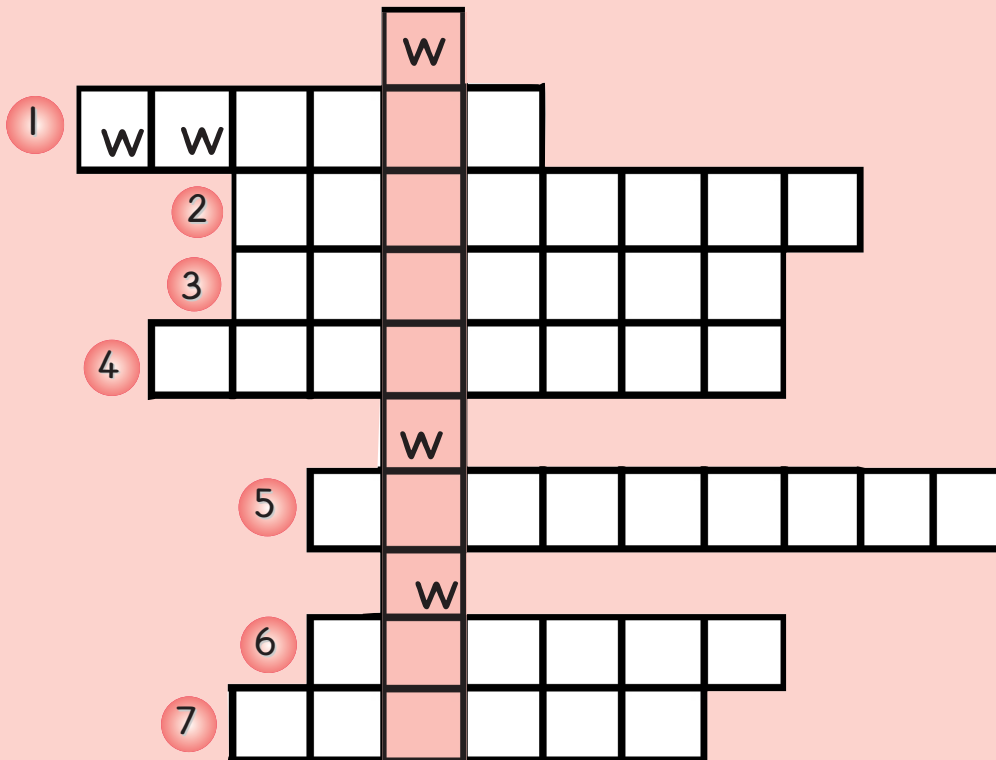
3

Match the instructions to the pictures.



- 1 Put on the lid.
- 2 Pour a glass of juice.
- 3 Take off the lid.
- 4 Put in the fruit.
- 5 Turn on the mixer.
- 6 Turn off the mixer.

Write the days of the week and find a fruit.



- ① The day before Saturday.
- ② The day after Friday.
- ③ The day before Wednesday.
- ④ The day before Friday.
- ⑤ The day after Tuesday.
- ⑥ The day after Sunday.
- ⑦ The day before Monday.

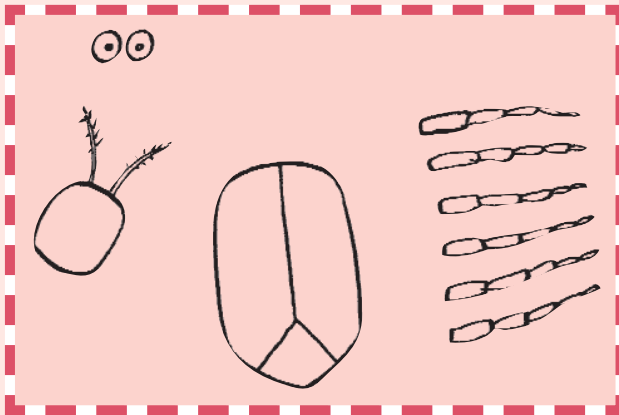
1



Explore!

Read the sentences.

When do we use **is** **are**?




There **are** 6 legs and there **are** 2 eyes. There **is** 1 head and 1 body.

What **is** it?


2

Write sentences with **is** and **are**.



Four horizontal lines for writing sentences.

1 Circle the letters that sound like ee .



There are three bees on the cheese.

asstb n eb r h br rce. ctebo T





Tcb s bbr reh b o eh e cbt ba.

2 Sort the words.


_____	_____
_____	_____
_____	_____
_____	_____

1 Read and put the pictures in order.


- 1 First, put some honey in a cup.
- 2 Next, put in some chocolate.
- 3 Then, add some hot water.
- 4 Finally put in some cold milk.



2 Write about how to draw a mosquito.



r t F i t s



t s t r F i s i t r



r s t i F i i t



s r F f i r

s i F t F t F F t r

1

Explore!



Read the sentence.

R h e s d t e e c t n n a .



. d e t R n d R t c s t s h a
R . . a . c R a a a R
R a d R a . R d c . e a
R d R e e c a

h e d a R e c
. c d e . c a R
e d a . R d c . h
c d s e R . n a h
h d c R e a R
. R a . a .

R a n t s h d c s e a . _____

2

Read and write the missing words.

dt . c . s a r h c R s . s a e s




R d d _____ e t . a n d n c d _____ s t d h _____

h _____ s n . R e e _____ c a d t _____ e _____ .

a h c s n c _____ e t . R c c _____ d s t c .

Join the letters and write the poem.



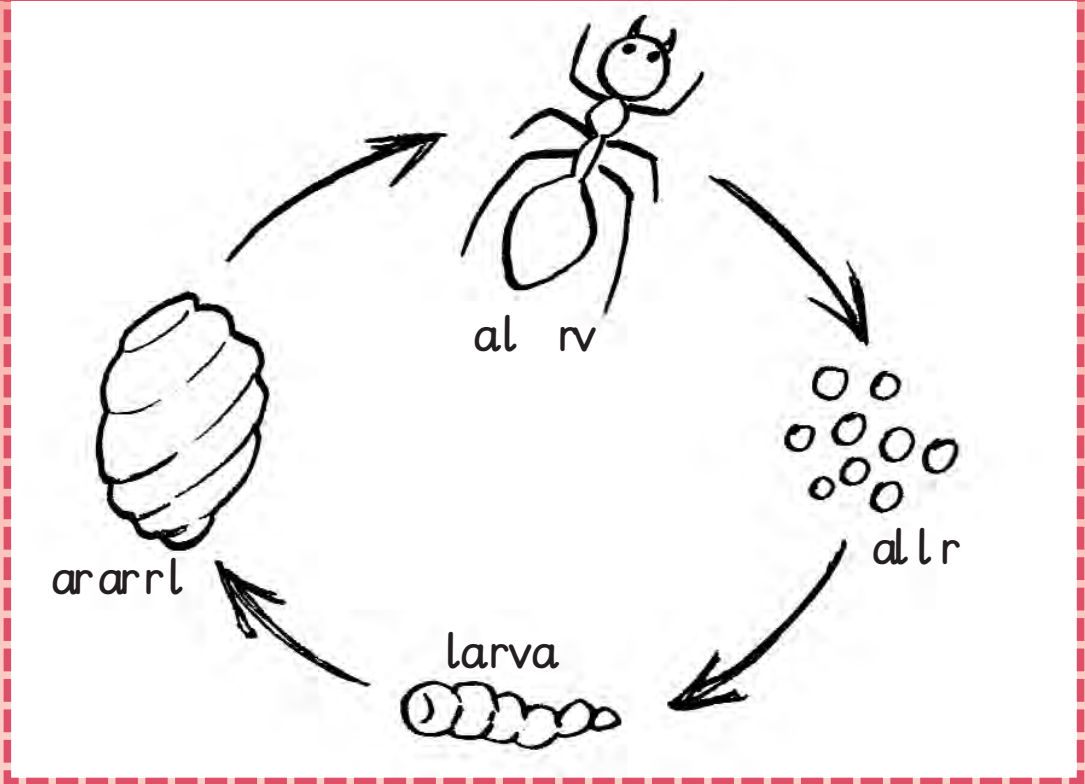
Busy bees make us honey,

Borbesu eay yke hrrau,

Ba husrrauy khhe mh brue y,

B y hay en ubnsokmu en,

Write about the life cycle of an ant.



1 Find and circle the spelling words.

- 1 after 2 before 3 five 4 four 5 many
6 one 7 that 8 then 9 three 10 two

s	s	t	h	a	t	g	b
o	m	h	m	b	i	r	t
n	a	f	t	e	r	q	h
f	n	u	z	f	i	v	e
x	y	t	w	o	g	i	n
l	f	o	u	r	o	n	e
t	h	r	e	e	y	t	c

2 Write the word.


Choose a spelling word to complete the sentence.

1. That spider ate _____ ants and one fly.
2. The bird ate four worms _____ lunch.
3. First the caterpillar ate two leaves. _____ it ate two apples.

Homework

1 Put the commas in the sentences.

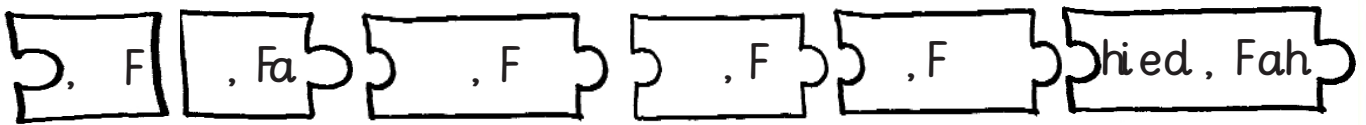
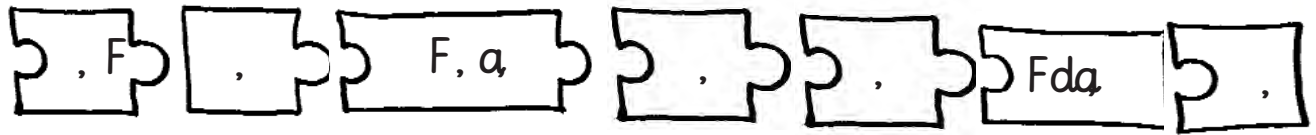
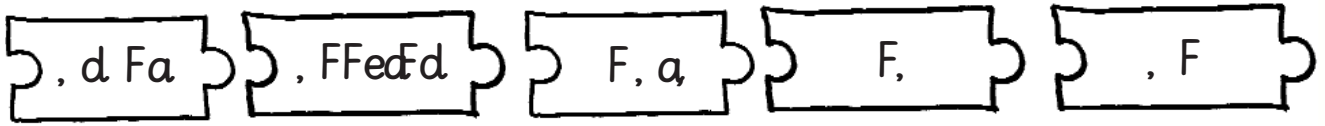
r a a a v v a v l
r a v a a v a v a l
l a r a a r a r a v a a a
v a a l



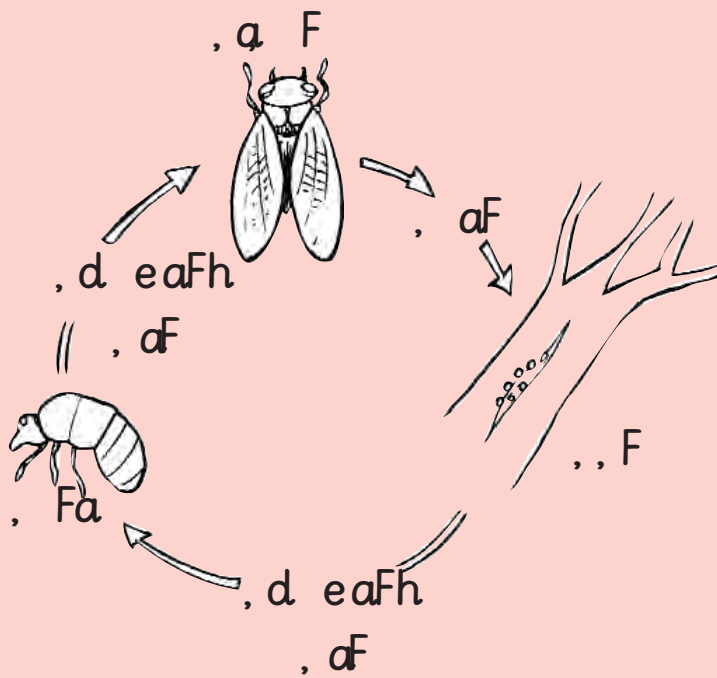
2 Find and write the ee ea words.

a	a	a	a	a	a	a	all
a	a	a	a	a	a	a	_____
a	a	a	a	a	a	a	_____
a	a	a	a	a	a	a	_____
a	a	a	a	a	a	a	_____
a	a	a	a	a	a	a	_____
a	a	a	a	a	a	a	_____

3 Write the sentences.



4 Complete the life cycle of a cicada.



First, the adult lays some _____ il d oneFahel, che _____ Fe, i da hi nt , _____, Fhdianna eaiiolee oda daa, iF hesamriFal umh lsryoe irs Fa hdst, , ioFllt she _____ dlimar , sodd, l a Fh, l edr il sm,

UNIT 6

Think and write about your home.

e e e e m

e e e e e e m

e e e e e e m

e e e e e em

e mem

rae

re

em

ra

me

em

re

em



me

ere

mem

em

me

em

em

eme

1



Explore!

h n i k c t n c k e
h k c t n c n n c t i c i c t n c n n c i n e

cc e h c c c c c c e c

c c c c c e c c c c

c c e c c e c c c e c

c c e c c c e c c c e c

h t i c i n d i c c n e

2

Write the rooms.

chenkki

ih m e c t t k

e c t h n k k i

kitchen

e i n i n h c t t k

1

2

3

4

Read and match.

My Rights.

M gtyh i tR i ti yst

1 R. iM Rhg M

2 M sh i. Rhhg






3 MR gR higs

4 ghs i . sMytR i

5 . tg s MyR ht

6 M R

7 MR h. gR



1



Explore!

Read the sentences.

Rshnd dacht e. R. Rats rñhc e esd.


Rcahts rñhd. R. Rcah dahce.

Redtd h a cssndt. R. hctc ns R dtræc.

. cad Re s a nha R.

2

Write about the living room.



~~. R a
c . dR~~

.. R
c . R ac

. R ac
aR

c . Ra
e Rh dca

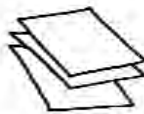
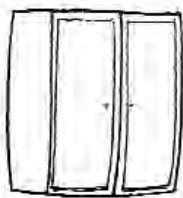
. ac. R
. R

ah e e n c cdæ. d he e n c sct R

1 Make a poster.

Write the rules for your home.

Handwriting practice area with seven horizontal lines.



1 Find and circle the spelling words.

- 1 eight 2 home 3 make 4 nine 5 rice
6 seven 7 six 8 ten 9 time 10 white

v	m	a	k	e	t	o	b
s	w	h	i	t	e	h	d
y	e	p	z	i	n	o	n
r	i	c	e	m	a	m	i
h	g	k	s	e	v	e	n
v	h	d	i	j	m	l	e
q	t	g	x	r	f	w	t

2 Write the word.

Choose a spelling word to complete the sentence.

1. There are seven boys eating _____ .
2. We've got _____ beds at home.
3. I want to _____ a big white kite.

Homework

1 Write the words.

television

iel n

lsœni


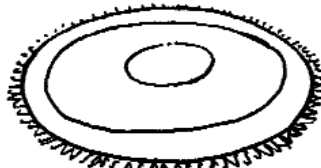

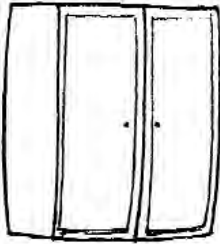
ennli o

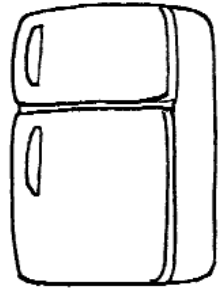
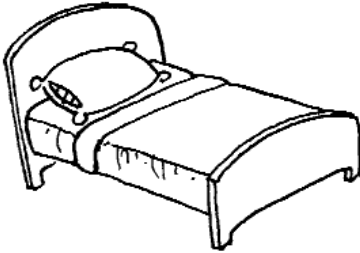
eli

ile

t esl soi n

onileo





2 Write You must or Don't.

_____ enso l ve e t i

_____ e l e t s e s œ n v o i

_____ e s l e t o e e v s e n l v i


_____ d t v o e s t e n n o i

_____ s l e t d o e s v s l n s i

3

Write about the picture.

u M M M m



u MM M M M m

Read and tick the true sentences.



Td b. a

Tb a.

1 The dog is behind dad.

2 The baby is between the grandmother and dad.

3 The grandmother is in front of the baby.


4 The dog is between the grandmother and dad.

5 The grandmother is in front of the baby.

6 The dog is behind the baby.


Shared Writing

Describe the mouse.



Animals

Compare the animals.



T aT ..

The elephant is bigger than the rabbit.

. eb hTaaq j _____



a . Tb T ..



. Ta T . a

Beginning Letters

Write words beginning with the letters.

T . a _____

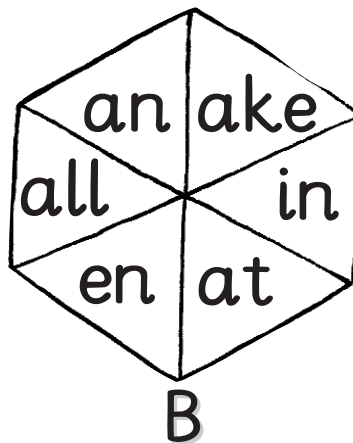
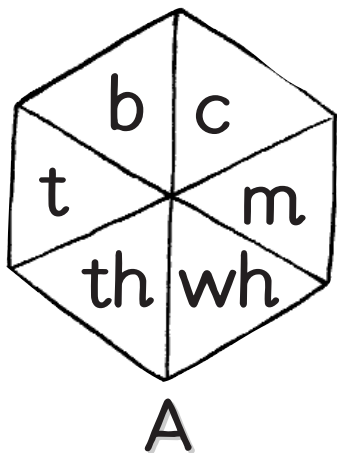
a T. _____

h e Tgabb _____

A Word Machine

Choose a sound from A and a sound from B.

How many words can you make?



an

in

en

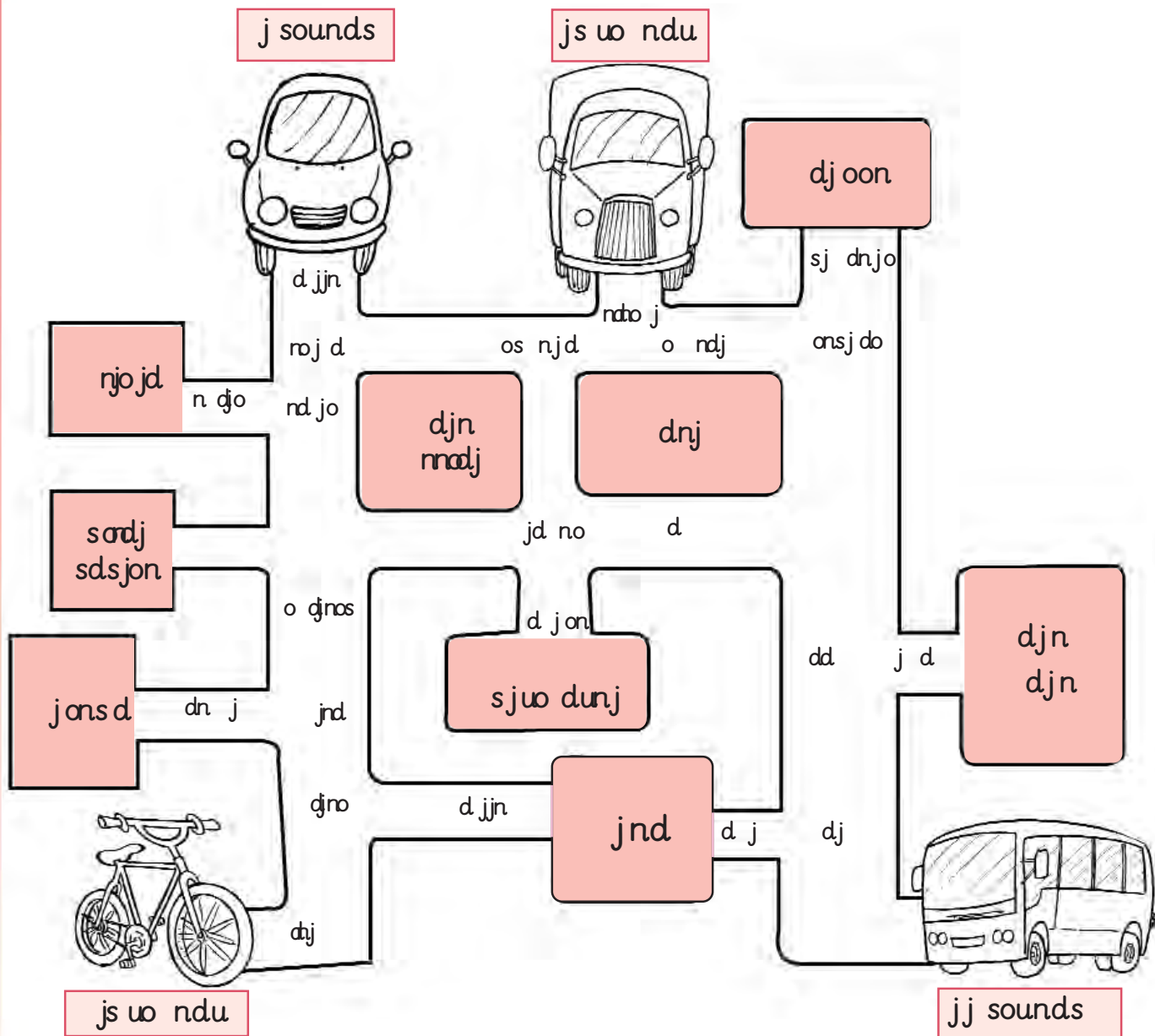
at

all

ake

The Sound Town

Follow the four sounds and write the words.



j sounds

js uo ndu

jj sounds

j sounds

Ali's House

Read and write.



What must Ali buy?

- 1 He must buy a cooker in January.
- 2 _____
- 3 He must buy a table in March.
- 4 _____
- 5 He must buy a fridge in May.
- 6 _____
- 7 He must buy a sofa in July.
- 8 _____
- 9 He must buy a lamp in September.
- 10 _____
- 11 He must buy a clock in November.
- 12 _____

l o.Hb .e

Put in the missing commas.

1
Hello.
He . ol
lo.H. e.



.Hle
.o He. l
o e. l H



2
l Ho . e
e .o . . l H
He .e.l.oe.
d He



3
.Hle
o . lHe
l. eøH



4
l Ho . e
e . o . . l H
He .e.l.oe.
eøe l.o H



5
el o . . øH
H.l. eø
e l.o H



6
l H . eo
o . . e l H
He .e.l.oe.
e . . e l. øH



7
lo . . o He
l. Hø o .He
leHb.



8
l H . eo e
He .e.l.oe.
e . . e l. øH



9
.eHol
He .loo .
H . . æ. l
e o.l e H
H. . l.l.de.l.o
leH



9
.Hle
.loo He.
Hø o . l.H e
l øb.




Ants

Write the numbers one to ten.



sɹɔ A



Spelling

Unit 1

Words	1	2	3
are			
is			
the			
this			
you			
balloon			
cake			
card			
from			
dear			

Unit 2

my			
who			
how			
your			
name			
girl			
skirt			
shirt			
bird			
thirsty			

	Words	1	2	3
Unit 3	bigger			
	smaller			
	teacher			
	brother			
	sister			
	about			
	more			
	than			
	first			
	next			
Unit 4	jelly			
	jeans			
	fridge			
	giraffe			
	orange			
	look			
	take			
	turn			
	put			
	don't			

	Words	1	2	3
Unit 5	one			
	two			
	three			
	four			
	five			
	many			
	after			
	before			
	that			
	then			

Unit 6	six			
	seven			
	eight			
	nine			
	ten			
	rice			
	make			
	home			
	white			
	time			

Spelling tests

Unit 1

5

5

Unit 2

5

5

Unit 3

5

5

Unit 4

$$\frac{\quad}{5}$$

$$\frac{\quad}{5}$$

Unit 5

$$\frac{\quad}{5}$$

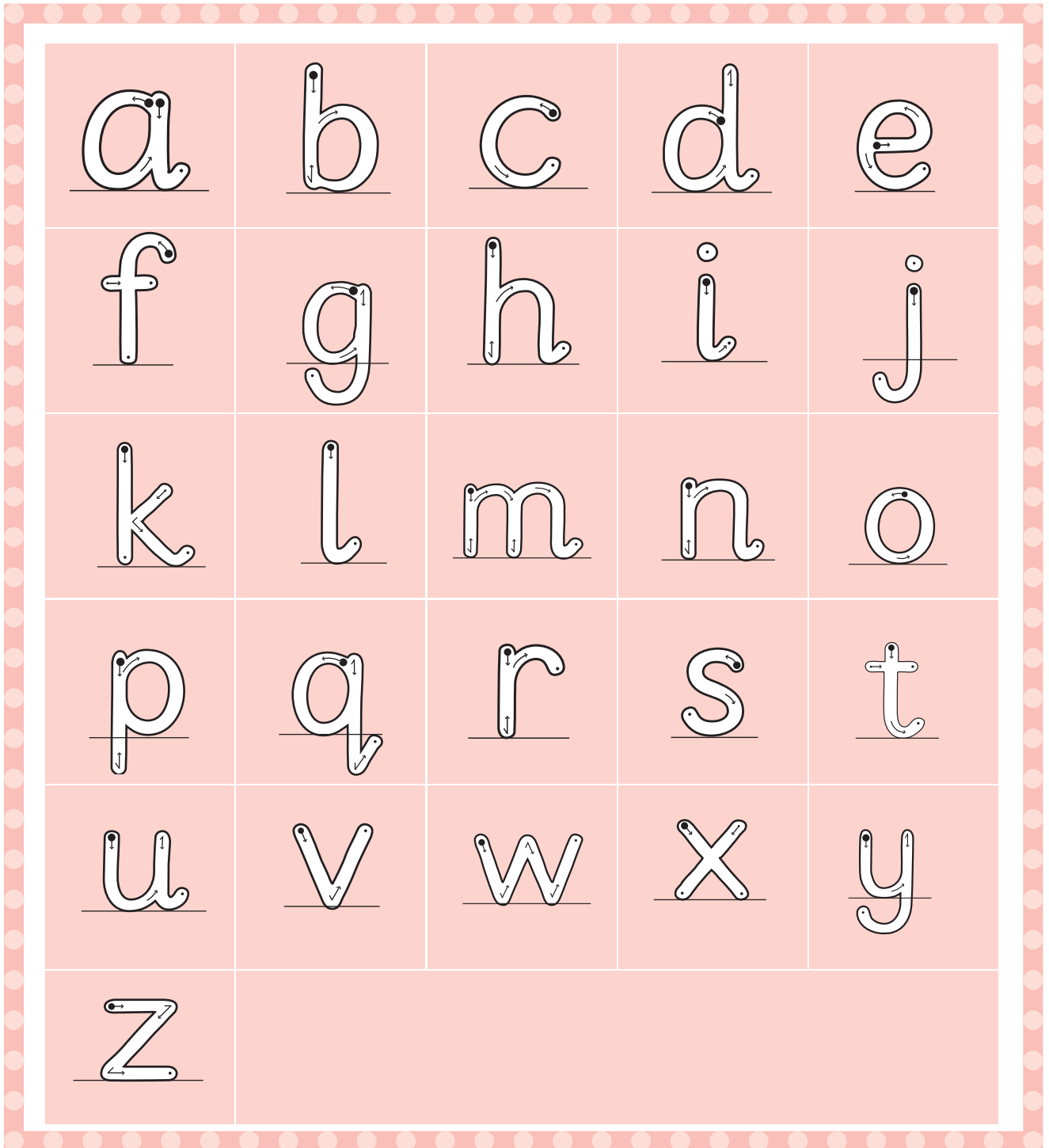
$$\frac{\quad}{5}$$

Unit 6

$$\frac{\quad}{5}$$

$$\frac{\quad}{5}$$

The Alphabet



Handwriting practice lines consisting of multiple sets of horizontal lines. Each set includes a solid top line, a dashed midline, and a solid bottom line, providing a guide for letter height and placement.

Handwriting practice lines consisting of multiple sets of horizontal lines. Each set includes a solid top line, a dashed midline, and a solid bottom line, providing a guide for letter height and placement.

Handwriting practice lines consisting of multiple sets of horizontal lines. Each set includes a solid top line, a dashed midline, and a solid bottom line, providing a guide for letter height and placement.



Certificate

This is to certify that

- can understand stories, questions, instructions and descriptions
- can ask questions, give instructions and descriptions
- can read books
- can read and write sentences
- can write descriptions and instructions
- can work with friends
- can work in class and at home
- can talk about the English language
- can think about their own work



Notes for Parents

In this Skills Book, children are continuing to develop their knowledge of the English language, including their vocabulary and literacy skills. The activities are carefully designed to encourage children to develop a positive attitude to English and to skills development. Tasks are set up in class under the guidance and support of the teacher.

Your Role

Your role as a parent is very important. You can support your child by going through the activities in this book with them and by giving them lots of praise and encouragement. We have included special homework pages at the end of each unit. Please ask your child about these activities and make sure they have a time and a place to do their homework.

Writing Development

In this Skills Book, children will start practising cursive writing. This will help them to develop greater fluency and speed when writing words and sentences. In Grade 3, children start to write paragraphs. Your child will do shared writing sessions in which the teacher demonstrates a range of skills and knowledge about writing such as handwriting, spelling, punctuation, editing and layout. Your child will also learn to personalize their writing from modelled texts. Your child will continue to learn to spell words which will reinforce common spelling patterns and help them to read and write the most frequently used words in English.

Reading Development

In Grade 3, specific times are allocated in the lessons as 'Reading Time' when the whole class is engaged in reading. Children will be able to choose a book from a variety of carefully chosen titles. Reading Time supports the development of independent reading skills. Children will learn about book selection and the different purposes of reading while enjoying the humour, excitement and imagery of books they read.

Grammar

As children get older, they become more analytical and they are more able to understand abstract rules and grammatical structures. In Grade 3, children are helped to 'notice' features of language through a regular feature in the Skills Book called 'Explore'. In these activities, children investigate examples of English and answer questions to lead them to discover language patterns and grammatical rules for themselves. By doing this, they become active participants in the learning process.

Self-Assessment

In Grade 3, children learn to review their work and assess themselves by responding to a series of statements which are linked to the learning objectives. This is done in the Class Book.

مذكرة لأولياء الأمور

الفاضل / و أمر التلميذ:

يواصل التلاميذ كتاب المهارات هذا تطوير معرفتهم باللغة الإنجليزية وبلأفرادات والمهارات التعليمية والأعرفية، ويهدف كتاب المهارات إلى تشجيع التلاميذ لاكتساب المهارات الإيجابية وإثراء تطوير المهارات، وقد تم تصميم الأنشطة والمهام في هذا الكتاب بدقة وعناية لتنمية هذه المهارات والمعارف وتعزيزها بطريقة ممتعة وجذابة، ويقوم التلاميذ بأداء جميع المهام داخل الصف تحت إشراف المعلم ومساندته.

دورك باعتبارك و أمر الطفل

إن دورك باعتبارك و أمر الطفل مهم جداً، فبإمكانك مساعدة طفلك من خلال متابعة نوع الأنشطة التي يقوم بها طفلك الفصل مع المعلم، ولكن أداء ذلك من خلال النظر في أنشطة هذا الكتاب وسؤال طفلك لإخبارك عنها ومعرفة ما كانه إنجازها، وسيطلب هذا منك الإشادة والثناء الكبير على طفلك وتشجيعه. لقد قمنا بتخصيص بعض الصفحات للتمارين بنهاية كل وحدة دراسية لأدائها مع أطفالك المنزل، وهي المارين للمهارات واللغة التي درسوها داخل الفصل، فالرجاء سؤال طفلك عن هذه النشاطات والتأكد من توفيق الوقت والكان له لأداء هذه النشاطات.

تطوير مهارة الكتابة :

سيبدأ التلاميذ كتاب المهارات هذا بمراسة الكتابة بالروف المتصلة وهذا من شأنه مساعدتهم في اكتساب مهارة وسرعة أكبر عند كتابة الكلمات والميل وبدءاً من الصف الثالث سيبدأ التلاميذ في كتابة فقرات كما سيقوم طفلك بالمشاركة في حلقات كتابة تشاركية يقوم فيها المعلم باستعراض العديد من المهارات والمعارف حول الكتابة مثل الملاءم والتهجئة والقيم والمراجعة والتنسيق، كما سيتعلم طفلك أيضاً نشاطات إملائية قصيرة وسيقوم بإعادة صياغة بعض النصوص النموذجية. ويواصل تعلم إملاء بعض الكلمات التي سوف تساعد في تعزيز قدراته في تهجئة الكلمات ومن ثم قراءة وكتابة الكلمات الشائعة الاستخدام باللغة الإنجليزية.

تطوير مهارة القراءة :

يتم في الصف الثالث تخصيص وقت قصير للقراءة مرة واحدة، يقوم فيه جميع التلاميذ بقراءة كتب مطالعة يقومون باختيارها من مجموعة كتب مطالعة متوفرة لدى المعلمة وسوف يساعد هذا الوقت القصير لقراءة التلاميذ على تنمية مهاراتهم في القراءة المستقلة كما سيتعرف الطلاب على طرق اختيار كتاب المطالعة الذي يرغبون في قراءته والأهداف المتوقعة للقراءة والتمتع بالفكاهة والإثارة والخيال في هذه الكتب.

قواعد اللغة :


مع نمو التلاميذ في العمر فإنهم يصبحون أكثر ميلاً وقدرة على فهم القواعد اللغوية، ويتم في الصف الثالث مساعدة التلاميذ على ملاحظة سمات اللغة من خلال نشاطات منتظمة في كتاب المهارات بعنوان (اكتشاف) حيث يقوم التلاميذ من خلال هذه النشاطات بالتعرف على الأجزاء اللغوية والإجابة على أسئلة تقوِّدهم لاكتشاف أبعاد اللغة والقواعد اللغوية بأنفسهم وبهذا يشاركون أكثر في عملية التعلم ويصبحون متعلمين فاعلين.


التقييم الذاتي :

يتعلم التلاميذ في الصف الثالث مراجعة أعمالهم وتقييم أدائهم بأنفسهم من خلال الاستجابة لمجموعة من العبارات المرتبطة بأهداف التعلم ويتم إجراء ذلك في كتاب الفصل.


Ministry of Education
Sultanate of Oman

3A
BASIC EDUCATION

 Skills
Book



Ministry of Education
Sultanate of Oman
2014-2015